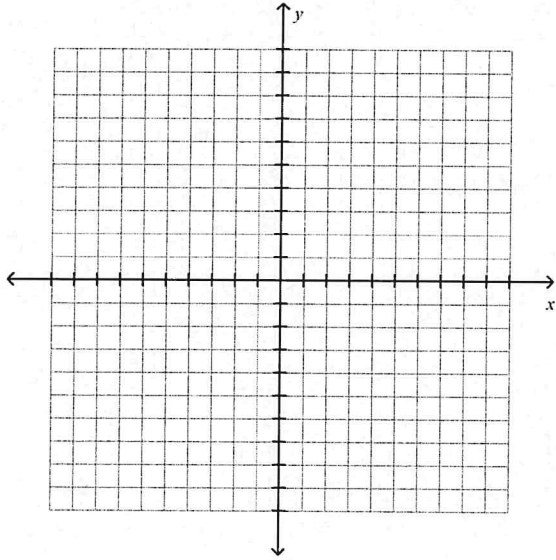


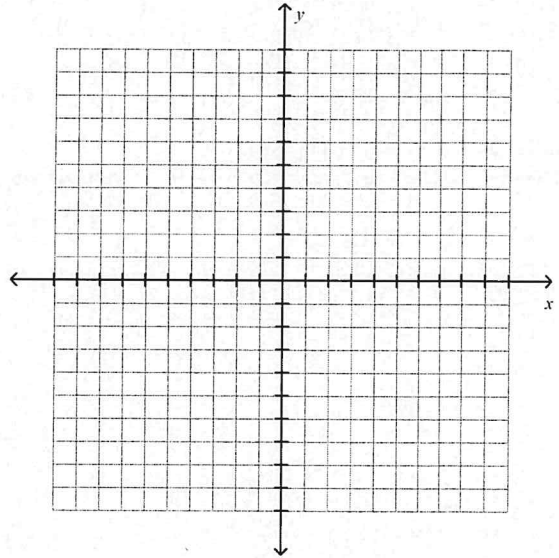
Name: _____ Class: _____ Date: _____

Algebra 2 CP Worksheet 5.7A

1. Graph $y < (x - 5)^2 + 1$.

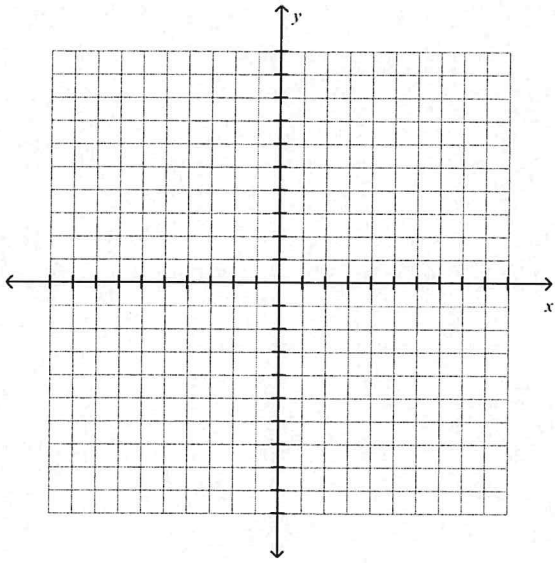


2. Graph $y \leq -2(x + 3)^2 + 6$.



Algebra 2 CP Worksheet Section 5.7A

3. Graph $y \geq -3x^2 + 6x + 5$.



4. Graph $y > 2x^2 - 8x$.

